



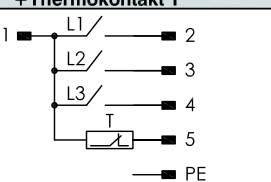
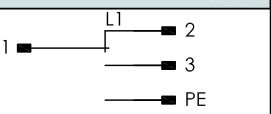
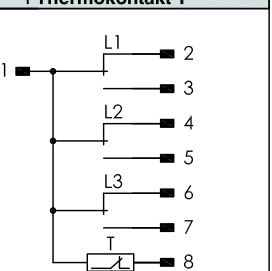

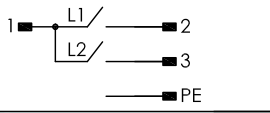
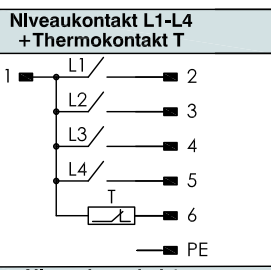
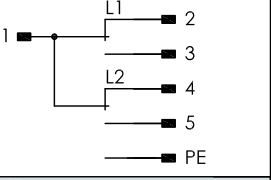
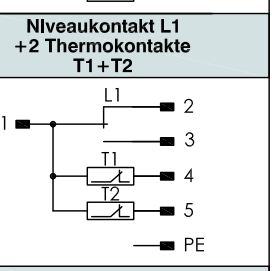
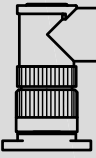
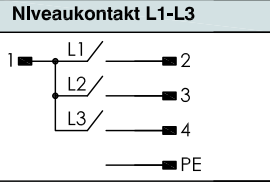
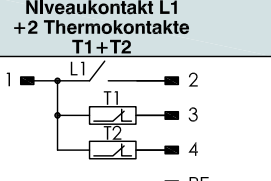
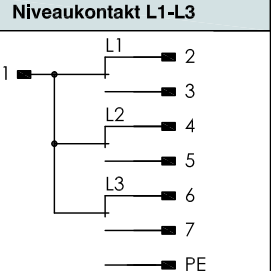
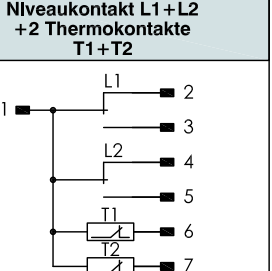
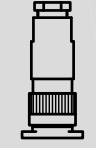
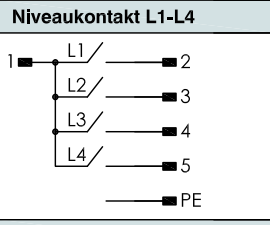
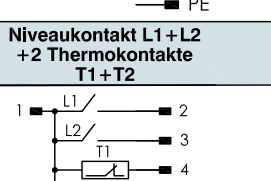
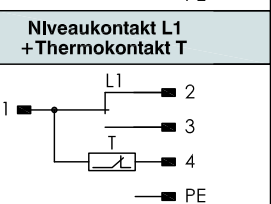
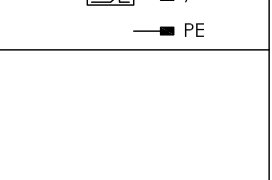

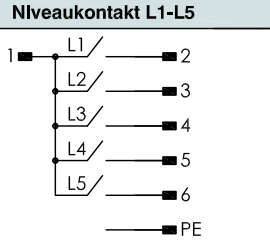
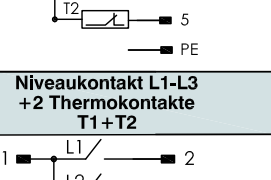
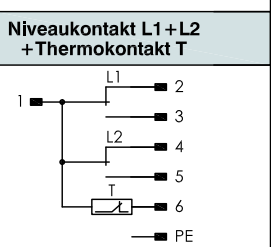

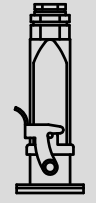
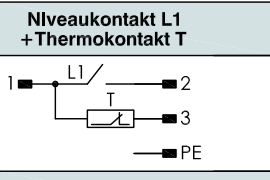
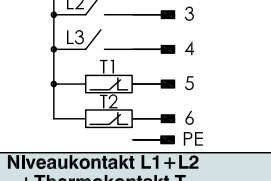
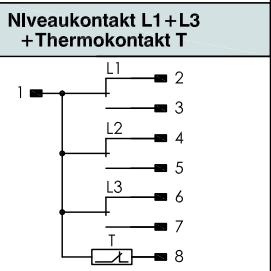
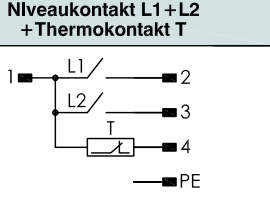
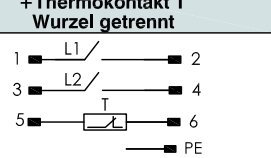



# Steckervarianten und Anschlußbelegung

Niveauekontakt = L1 unterster Kontakt  
 Temperaturfühler eingebaut an tiefster Stelle

Ifd.Nr. Datum

IN - D - 001 03/21

Steckervarianten	Niveauekontakt 01/03		Niveauekontakt 02/04	
	Niveauekontakt L1	Niveauekontakt L1-L3 + Thermokontakt T	Niveauekontakt L1	Niveauekontakt L1-L3 + Thermokontakt T
 Steckverbinding 3+PE IP65 EN 175301-803 (DIN 43650)				
 Steckverbinding 6+PE IP65 EN 175201-804 (DIN 43651)				
 Steckverbinding 3 pol.+PE IP67				
 Steckverbinding 6 pol.+PE IP67				
 Steckverbinding HAN I IP65				
 Steckverbinding HAN II IP65				
				

Steckervarianten	Niveauekontakt 01/03		Niveauekontakt 02/04	
	Niveauekontakt L1	Niveauekontakt L1-L3(T)	Niveauekontakt L1	Niveauekontakt L1-L2
 Steckverbinding Serie M12 IP67 Empfehlenswert bei Einsatz außerhalb geschlossener Gebäude bzw. bei Feuchtigkeit 5 - polig 24V 4 - polig 250V (3+PE)	